

Product information presented here reflects conditions at time of publication. Consult factory regarding discrepancies or inconsistencies.

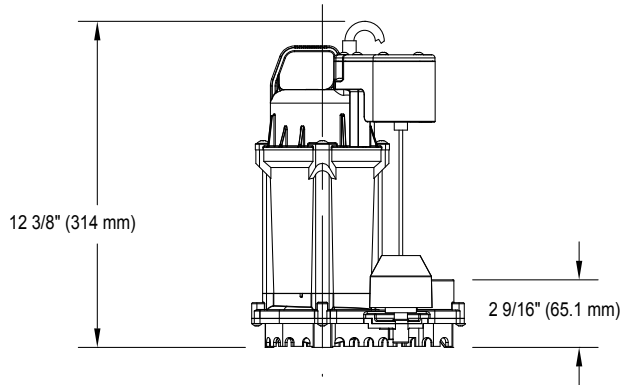
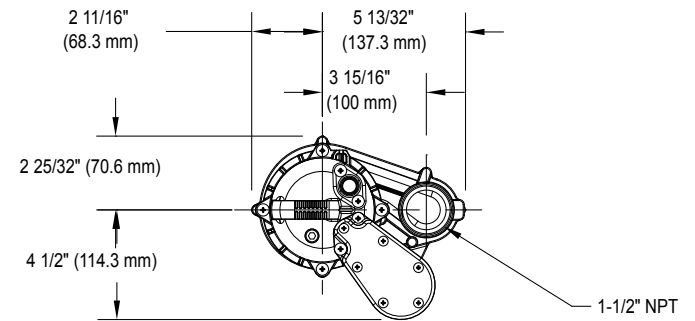
TECHNICAL DATA SHEET

AQUA-MATE SERIES

Model 75 Submersible Dewatering Pump Builder Series

PRODUCT SPECIFICATIONS

MOTOR	Horse Power	1/2
	Voltage	115
	Phase	1 Ph
	Hertz	60 Hz
	RPM	3450
	Type	Permanent split capacitor
	Insulation	Class B
	Amps	5.6
PUMP	Operation	Automatic
	Auto On/Off Points	8-1/4" (21 cm) / 2 1/2" (7 cm)
	Discharge Size	1 1/2" NPT
	Solids Handling	3/8" (9 mm) spherical solids
	Cord Length	10' (3 m) standard
	Cord Type	UL listed, 3-wire, grounded plug
	Max. Head	25' (7.6m)
	Max. Flow Rate	50 GPM (189 LPM)
	Max. Operating Temp.	104°F (40°C)
	Cooling	Oil filled
	Motor Protection	Auto reset thermal overload
	MATERIALS	Motor Housing
Pump Housing		Engineered plastic
Base		Engineered plastic
Upper Bearing		Ball bearing
Lower Bearing		Ball bearing
Mechanical Seals		Carbon and ceramic
Impeller Type		Non-clogging vortex
Impeller		Engineered plastic
Hardware		Stainless steel
Motor Shaft		SUS420J2 stainless steel
Gasket		NBR



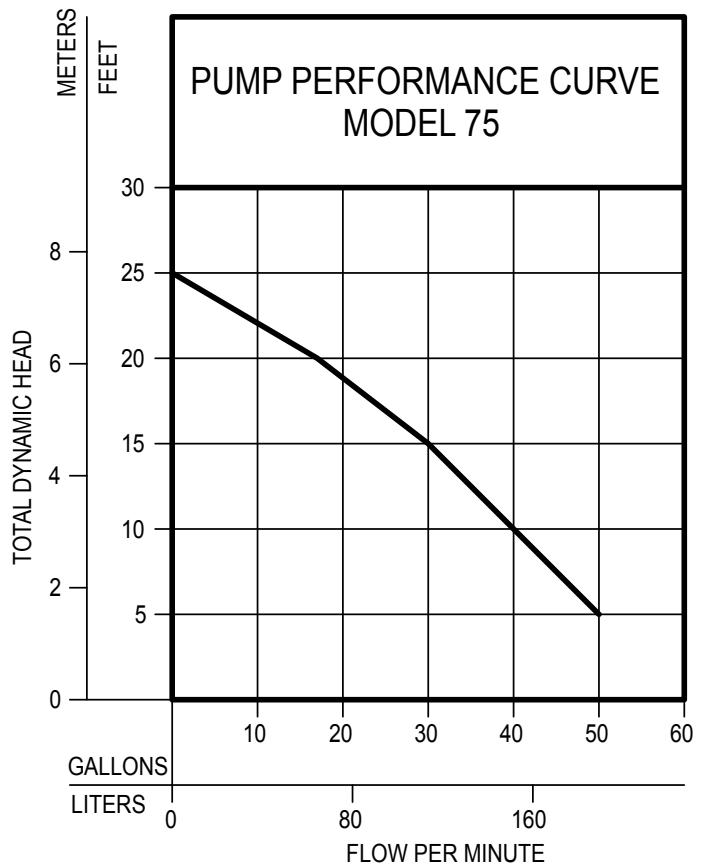
SK3053

NOTE: See model comparison chart for specific details.



**TOTAL DYNAMIC HEAD
FLOW PER MINUTE**

MODEL		75	
Feet	Meters	Gal.	Liters
5	1.5	50	189
10	3.0	40	151
15	4.6	30	114
20	6.1	17	64
Shut-off Head:		25 ft. (7.6 m)	



153443

Model	MODEL COMPARISON								
	Seal	Mode	Volts	Ph	Amps	HP	Hz	Lbs	Kg
M75	Single	Auto	115	1	5.6	1/2	60	16.5	7.5

* Single piggyback switch included.
See FM0477 for a residential alternator system.

CAUTION All installation of controls, protection devices and wiring should be done by a qualified licensed electrician. All electrical and safety codes should be followed including the most recent National Electrical Code (NEC) and the Occupational Safety and Health Act (OSHA).